



BIG-BOX SWING XL

Capacious waste box with automatically closing "swing" lid.

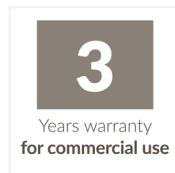
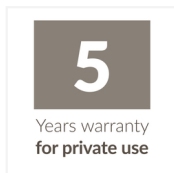

THE KEY FEATURES

- Two-part self-closing swing lid
- With waste bag clamping frame
- With 4 non-slip feet



OTHER PRODUCT ADVANTAGES

- Rectangular housing made from stainless steel or coated sheet steel
- Lid and base made from high-strength plastic
- Flat packed, but quickly assembled





SPECIFICATIONS

Level of equipment		4
Swing lid		✓
Bin liner clamp		✓
Non-slip feet		✓
Capacity		52 litres
Height		76,3 cm
Width		33,9 cm
Depth		26 cm
Housing material		Sheet steel
Lid material		Plastic
Color lid		Black
Weight		4,8 kg
Weight of packaging		5,6 kg
Color		Silver